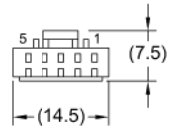
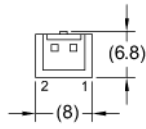


FRONT VIEW A
5 PIN FEMALE
MATING FACE

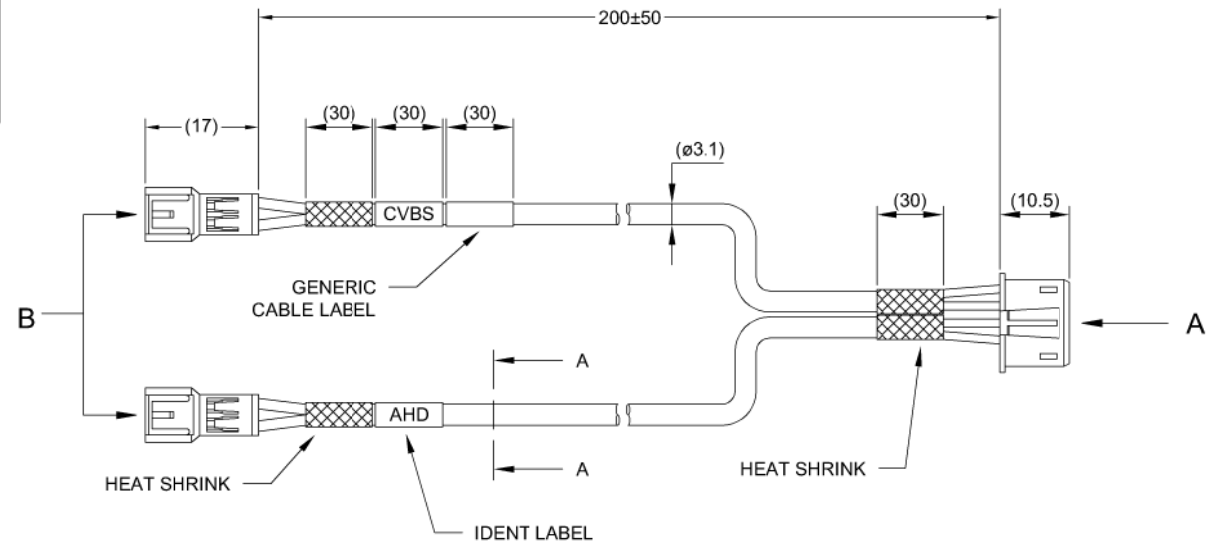
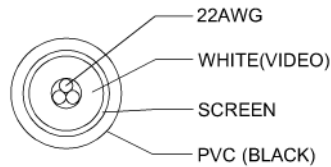


FRONT VIEW B
2 PIN MALE
MATING FACE



FROM		TO		WIRE COLOUR	FUNCTION
CONNECTOR	PIN NO.	CONNECTOR	PIN NO.		
A	1	B - CVBS OUT	1	WHITE	VIDEO
A	2	B - CVBS OUT	2	BLACK	SHIELD
A	3	B - AHD OUT	2	BLACK	SHIELD
A	4	B - AHD OUT	1	WHITE	VIDEO
A	5	N/A	-	-	-

VIEW A-A
CABLE BUILDUP




NOTES:

1. FOR PRODUCT LABEL AND PACKAGING DETAIL REFER TO MASTER BOM.
2. HEAT SHRINK LABELING IS FREE TO MOVE ON CABLE AND CONTROLLED BY MANUFACTURER.
3. ANY CUSTOMER MODIFICATIONS OF THIS PRODUCT CAUSING SUBSEQUENT FAILURE IS NOT A LIABILITY OF BRIGADE ELECTRONICS PLC.
4. LABEL TEXT ORIENTATION IS CONTROLLED BY THE MANUFACTURER HOWEVER ALL TEXT MUST BE IN THE SAME DIRECTION.

PROPRIETARY NOTICE

THIS DESIGN AND TECHNICAL INFORMATION APPEARING ON THIS DRAWING IS THE PROPERTY OF BRIGADE ELECTRONICS, AND IS DISCLOSED IN CONFIDENCE. IT IS NOT TO BE COPIED, REPRODUCED, REVEALED TO OR EXPROPRIATED BY OTHERS, EITHER IN WHOLE OR IN PART WITHOUT THE EXPRESS WRITTEN CONSENT OF BRIGADE ELECTRONICS.

BRIGADE®

Assembly PI Approval S.KANG (17/07/2019)		Approved by L.PILLAY		Checked by S.LAVER		Drawn by J.STEWART	
<div>Angle of Projection</div>  <div>Third Angle</div>		Units mm	Scale N/A	Released 19/07/19		Assembly Ref -	
Status RELEASED				BN360-V0-01			
Part No 5803				BE-004048-00-19			

